

DETROIT DESIGN

THE MAGAZINE FOR FINE INTERIOR DESIGN & FURNISHINGS



Home Reflections

THINKING OF A RE-DO?
8 GREAT HOUSES INSPIRE.

CONTENTS



74



42



50

ON THE COVER

- 66 **A Place for Everything and Everyone**
This West Bloomfield home is a haven for a fun family of five.




COVER: INTERIOR DESIGN: ELLWOOD INTERIORS; BUILDER: LUXE HOMES DESIGN + BUILD; ARCHITECT: LUXE HOMES DESIGN + BUILD; PHOTOGRAPHY BY BETH SINGER

FEATURES

- 42 **From Refined to Relaxed**
Thanks to a carefree style, this traditional Bloomfield Hills home has become uniquely expressive.
- 50 **Modern Farmhouse**
An expansive Ann Arbor property becomes the perfect backdrop for an exquisite new-build.
- 58 **Peaceful, Easy Feeling**
Sumptuous millwork merges with a monochromatic palette to create a major impact.
- 74 **World-Class**
Elements of Danish, French, Italian, and Turkish design mingle beautifully in this Ann Arbor home.
- 82 **Par Excellence**
This Bloomfield Township home, adjacent to Oakland Hills Country Club, features a clean, contemporary look.
- 90 **Industrial Chic**
A Bloomfield Hills couple and their designer go from painting the kitchen cabinets to gutting almost the entire house.
- 98 **Labor of Love**
A couple works with their designer daughter to create a new-build dream that blends both of their styles.

FROM LEFT TO RIGHT: MARTIN VECCHIO, MARTIN VECCHIO, JUSTIN MACONOCHE



WELCOME!

The DiMennas' pretty foyer makes family and friends feel extremely welcome as soon as they step into the house.

Par Excellence

A clean, transitional look gives timeless appeal to this home, located adjacent to Oakland Hills Country Club

TEXT BY
KHRISTI S. ZIMMETH

PHOTOGRAPHY BY
CARLSON
PRODUCTIONS

“Less fussy with a cleaner look,” is what Joann and Antonio DiMenna had in mind when they built their current home in Bloomfield Township. After living in a more traditional home, the couple was ready to embrace a simpler, more streamlined aesthetic when they built on a lot with views of the Oakland Hills Country Club, says designer Cheryl Nestro, of Northville’s Tutto Interiors, who worked with the couple on the project.

“We were definitely looking for a change,”

Joann confirms. “When the opportunity presented itself to purchase a property viewing the South Course — also known as ‘The Monster’ — came up, we couldn’t resist.” The pair had been living nearby and started working with Nestro and architect Allan Djordjevic in 2014, after tearing down the lot’s existing Mid-century Modern ranch.

“Timeless with clean lines and some transitional aspects” and “a sense of warmth” were among their priorities, Joann explains, adding: “Our goal for the exterior architecture



PAR-TEE PERFECT

The cozy family room looks out to a gorgeous patio and the beckoning golf course beyond.



“IT HAS A VERY WARM AND INVITING FEELING, WHICH IS SOMETIMES HARD TO ACCOMPLISH WITH THESE CEILING HEIGHTS.”
— **CHERYL NESTRO**

ART OF THE MIX
Above: The sitting room is another great gathering spot. Below: The family room’s large television is barely noticeable, thanks to a creative fireplace surround.



was to have the look of a French Chateau-style home. The attraction for us was our love of limestone, in combination with the slate tile roof and manicured landscaping. By selecting a smooth limestone and keeping with the clean lines, we tried to achieve an elevation that was elegant with a modern twist.”

Another wish-list item was an open-concept floor plan with plenty of space for two of the couple’s favorite activities — entertaining and cooking — that made the most of the home’s available views.

The 5,200-square-foot main level includes an expansive family room, chef’s kitchen, and dining area that, along with the master suite and study/den, have enviable vistas of the course and clubhouse. There are also two guest suites in the front of the home. An additional bonus room/in-law suite, second

guest suite, and finished lower-level walkout with another guest suite, full bar, and hidden prep kitchen are accessible via either an elevator or staircase.

The kitchen includes two large islands and a substantial table designed for frequent cooking and entertaining. The couple’s son lives nearby, and the DiMennas like to gather family and friends for homemade pasta nights or Sunday dinner. A full prep kitchen behind the refrigerator keeps the main kitchen clean and uncluttered, while a nifty Nana wall in the dining area opens into a three-season outdoor space.

The family room is a favorite spot for both entertaining and relaxing. Antonio’s request for a 90-inch television over the fireplace presented an unexpected challenge, Nestro says. “I fought him on that for about four months,” the designer admits. “I told him 90-inch TVs go in a theater room, not a main-level room. We had many laughs over that, but he won.” Nestro says she then abandoned her original fireplace design for one that features a beautiful woven walnut surround. “The fireplace has such a presence in the room that you hardly notice the TV,” she says. Ceilings that reach up to 24 feet in the main rooms don’t hurt, either. “They’re very atypical of a ranch,” Nestro explains, adding that “it has a very warm and inviting feeling, which is sometimes hard to

HOME CHEFS

Two of the DiMennas’ favorite activities are cooking and entertaining. This kitchen suits them to a tee.




FEATURE



THE SKY'S THE LIMIT
The homeowners wanted to create an open flow throughout the main living areas. Large windows provide extra beauty.

SUITE DREAMS

The master suite has luxurious appointments and enviable vistas of the golf course.




BEDROOM BLISS

The stunning headboard and bedframe were custom-designed by Tutto Interiors.

accomplish with these ceiling heights.”

The homeowners and designer kept the couple’s extended family in mind when choosing furnishings and textiles, opting for child and pet-friendly performance fabrics and furnishings. “I wanted the house to look nice, but we plan to use everything,” Joann explains.

And they have. “We’ve been in the house four years and the fabric looks untouched,” she says. “Cheryl definitely led us in the right direction.” The focus on both style and substance will become more important as the DiMennas’ extended family grows. “We have one grandson now, but I’m hoping to have half a dozen grandchildren,” Joann says.



While they undoubtedly enjoy the home’s public spaces, both Antonio and Joann claim the master suite is their favorite room. “We love everything about it, starting with the custom oversized tufted headboard, the comfy seating area with the spectacular view, the fireplace — even the whimsical light fixture,” Joann raves. “The design and overall feel are complete tranquility.”

Nestro’s a fan, too. “I absolutely love the master bedroom,” she agrees. “A mix of traditional and modern gives it a very special vibe.”

Construction took a little more than two years, but the house and the lot were worth the wait, Joann says. “We hoped our home would be warm and inviting, but also have a look of modern elegance. We wanted our furniture to be sophisticated enough for entertaining and yet grandchild-friendly.”

The couple doesn’t miss their old look. The home has been everything they expected, and more, Joann says. “We came from a lot of dark wood in the last house. I just love all the white and the softer colors. It feels so much more open, bright, and airy. I love the change.” ♦

PLEASE BE SEATED

Comfortable bedroom seating provides the homeowners with the perfect reading spot or a place to watch golf course activity.

BUYER'S GUIDE

INTERIOR DESIGNER

Cheryl Nastro, Tutto Interiors, Northville, tuttointeriors.com

BAR/LOWER LEVEL

Bar – European Cabinets, Roseville

Ceiling Treatment – Drop Ceiling

Countertop – Ciot, Troy

Shelving, Display – Tree Fog Cabinets, European Cabinets, Roseville

Flooring – Virginia Tile Co., Michigan Design Center, Troy

Wall Paint – Benjamin Moore, Baja Dunes 997

BATHROOM, MASTER

Cabinetry – European Cabinets, Roseville

Cabinetry Hardware – Herald Wholesale, Troy

Sconces and Chandelier – Elegant Lighting

BEDROOM, MASTER

Armchairs – Caracole

Bedside Chests – Caracole

Ceiling – Tracy Ceiling

Chandelier – John-Richard

Curtains – Robert Allen Fabric, Selvaggio & Hayes, Bloomfield Hills

Fireplace – American Fireplace & Barbecue Dist., Ferndale

Headboard and Bedframe – Tutto Interiors Custom, Northville; Foam N' More & Upholstery, Clawson

Lamps – Arteriors

Table, Coffee – Caracole

Wall Paint – Benjamin Moore, Baja Dunes 997

Wall Treatment (fireplace) – Mystere, Cercan Tile Inc., Michigan Design Center, Troy

FAMILY ROOM

Armchairs – TCS Designs Inc.

Ceiling – Custom, VS Carpentry, Sterling Heights

Chandelier – Stratosphere Chandelier, Currey & Co., RJ Thomas, Ltd., Michigan Design Center, Troy

Curtains – Selvaggio & Hayes, Bloomfield Hills

Fireplace – Astria, American Fireplace & Barbecue Dist., Ferndale

Fireside Chests – Belle Meade Signature Ottoman – Kravet, Michigan Design Center, Troy

Rug – Stanton Carpet, Riemer Floors, Bloomfield Township

Sofas – Hickory Chair Interior Design Showroom, Michigan Design Center, Troy


Tables, End – Custom Dark Walnut with Weathered Mineral, Hickory Chair Interior Design Showroom, Michigan Design Center, Troy

Wall Paint – Sherwin-Williams, Himalayan Trek 1542

Wall Treatment (fireplace) – Tutto Interiors Custom Design, Northville; Walnut Wood, Ann Sacks, Michigan Design Center, Troy

FOYER

Artwork – Pinecrest Decorative Grills,





FINISHING TOUCHES

Above: What fun it is to sit outside in this serene setting and watch golfers at the Oakland Hills Country Club. *Below:* A full bar, hidden prep kitchen, and more can be found in the lower level, which can be reached via stairs or an elevator.



Tutto Interiors Custom Design, Northville
Chandelier – Strass Crystal Chandelier, James R. Moder

Flooring – Custom, Schaeffer Flooring, Troy

Front Doors – Hardwood Door & Bevel, Auburn Hills

Mirror – Lillian and August

Table – John-Richard Vases – Global Views

Wall Paint – Benjamin Moore, Plymouth Rock 1543

KITCHEN

Bar Stools – Custom, Charleston Forge

Cabinetry – Custom, European Cabinets, Roseville

Chairs, Dining – Schumacher, Michigan Design Center, Troy; TCS Designs Inc.

Chandelier – Glow Lighting

Countertop – Sea Pearl Quartzite

Flooring – Elegance Taupe Polished, Cercan Tile Inc., Michigan Design Center, Troy

Lighting, Bar – Hinkley Lighting Inc.

Stove – Wolf Appliances

Table – Tutto Interiors Custom, Northville; Habersham

Wall Treatment – Limestone Basketweave, Ann Sacks, Michigan Design Center, Troy

OUTDOOR GATHERING SPACE

Firepit – American Fireplace & Barbecue Dist., Ferndale

Furniture – Palecek

SITTING ROOM

Armchairs – Vanguard Furniture

Bookcases and Credenza – European Cabinets, Roseville

Fireplace – American Fireplace & Barbecue Dist., Ferndale

Flooring – Custom Finish, Schaeffer Flooring, Troy

Sofa – Custom Dark Walnut Finish, Hickory Chair Interior Design Showroom, Michigan Design Center, Troy

Table, Coffee – Caracole

Table, End – Caracole

Wall Paint – Benjamin Moore, Ashen Tan 996

Wall Treatment (fireplace) – Custom Material with Metal Inlay, European Cabinets, Roseville

EXTERIOR

Building Materials – Limestone, Metropolitan Stone Inc., Carleton

Roof – Slate Roof, Vermont Specialty Slate

Landscaping – Carrera Landscaping Inc., Pontiac

Paint Color – Benjamin Moore, Ashen Tan 996

Windows – Marvin Windows, Bolyard Lumber, Birmingham

ADDITIONAL PROJECT CONTRIBUTORS

Architect – Allan Djordjevic, ADG @ Associates, Bloomfield Hills

Flooring, Lower Level – Virginia Tile Co.

Foyer, Decorative Painting – Robin Johnston, Faux Couture

Tilework – Gabriel Granite and Marble Inc., Bingham Farms

Wood Trim/Hardwood Flooring

Installation – VS Carpentry, Sterling Heights